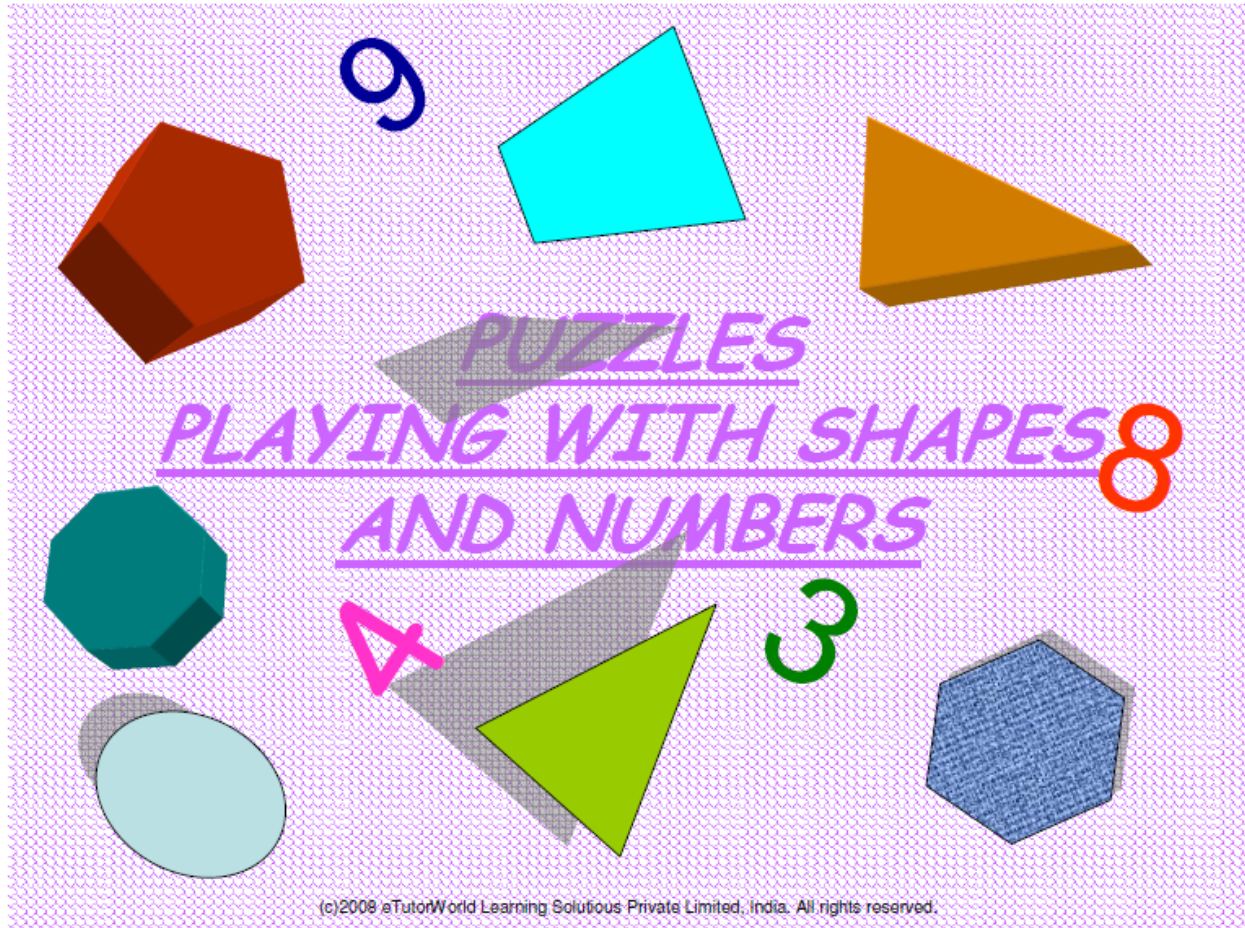


Grade :
Subject :
Topic : PLAYING WITH SHAPES AND NUMBERS MATH GAMES





PUZZLES

INSTRUCTIONS:

In the puzzles given on the slides ahead some value is given to each shape. The value is a whole number and lies between 0 and 25. With the help of the clues given find out the value of each shape.

(c)2008 eTutorWorld Learning Solutions Private Limited, India. All rights reserved.

PUZZLE -1

 +  = 20

CLUE




is greater than 8 and less than 10

(c)2008 eTutorWorld Learning Solutions Private Limited, India. All rights reserved.

PUZZLE -2


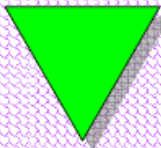
 -  = 15

CLUE


 + 1 = 5

(c)2008 eTutorWorld Learning Solutions Private Limited, India. All rights reserved.

PUZZLE -3



 -  = 9

CLUE


 is greater than 11 and less than 13

(c)2008 eTutorWorld Learning Solutions Private Limited, India. All rights reserved.

PUZZLE -4



 +  = 15



CLUE

 * 1 = 7

(c)2008 eTutorWorld Learning Solutions Private Limited, India. All rights reserved.

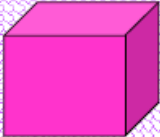

PUZZLE - 5

 +  = 9

 -  = 1

(c)2008 eTutorWorld Learning Solutions Private Limited, India. All rights reserved.

PUZZLE -6

 $*$  $= 24$

CLUE

 $- 1 = 1$

(c)2008 eTutorWorld Learning Solutions Private Limited, India. All rights reserved.

HAPPY
PUZZLING!!!!!!

(c)2008 eTutorWorld Learning Solutions Private Limited, India. All rights reserved.